


PARTS LIST

Air Conditioner

**Indoor Unit
CS-XE15WKUAW**




**Destination
U.S.A.
Canada**

WARNING

This service information is designed for experienced repair technicians only and is not designed for use by the general public. It does not contain warnings or cautions to advise non-technical individuals of potential dangers in attempting to service a product. Products powered by electricity should be serviced or repaired only by experienced professional technicians. Any attempt to service or repair the products dealt with in this service information by anyone else could result in serious injury or death.

IMPORTANT SAFETY NOTICE

There are special components used in this equipment which are important for safety. These parts are marked by  in the Schematic Diagrams, Circuit Board Diagrams, Exploded Views and Replacement Parts List. It is essential that these critical parts should be replaced with manufacturer's specified parts to prevent shock, fire or other hazards. Do not modify the original design without permission of manufacturer.

PRECAUTION OF LOW TEMPERATURE

In order to avoid frostbite, be assured of no refrigerant leakage during the installation or repairing of refrigerant circuit.

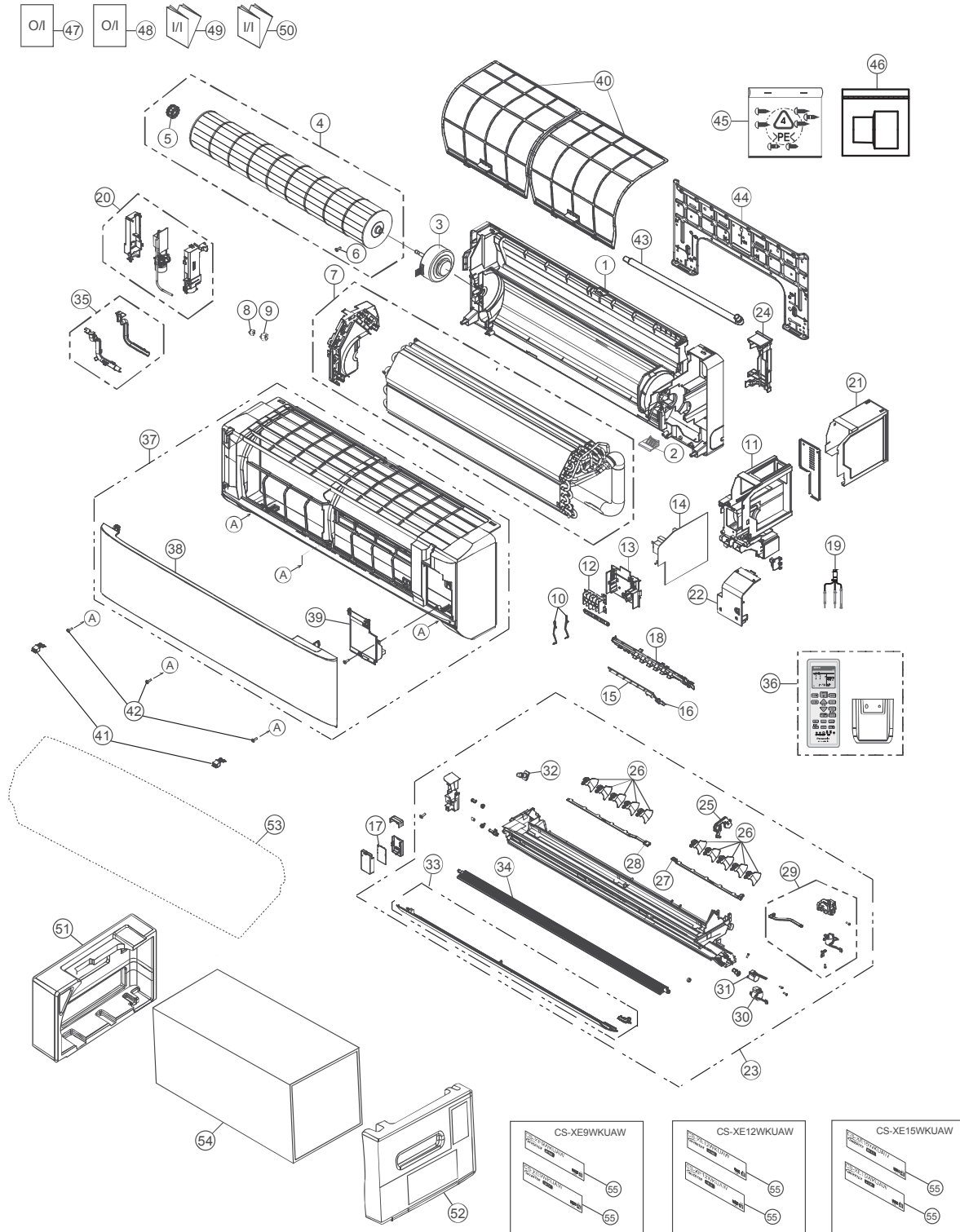
Panasonic[®]

© Panasonic Corporation 2020.

20. Exploded View and Replacement Parts List

20.1 Indoor Unit

20.1.1 CS-XE9WKUAW CS-XE12WKUAW



Note

The above exploded view is for the purpose of parts disassembly and replacement.
The non-numbered parts are not kept as standard service parts.

SAFETY PARTS	REF. NO.	PART NAME & DESCRIPTION	QTY	CS-XE15WKUAW	REMARKS
	1	CHASSIS COMPLETE	1	ACXD50C02810	
	2	PARTICULAR PIECE	1	CWD933067	
⚠	3	FAN MOTOR	1	L6CBYYL0212	O
	4	CROSS-FLOW FAN COMPLETE	1	ACXH02C01150	
	5	BEARING ASSY	1	CWH64K1010	
	6	SCREW - CROSS-FLOW FAN	1	CWH551146	
	7	EVAPORATOR	1	ACXB30C02330	
	8	FLARE NUT (LIQUID)	1	CWT251030	
	9	FLARE NUT (GAS)	1	CWT251032	
	10	CLIP FOR SENSOR	1	CWH32142	
	11	CONTROL BOARD CASING	1	CWH102564A	
⚠	12	TERMINAL BOARD COMPLETE	1	CWA28C2616	O
	13	PARTICULAR PIECE - TERMINAL	1	CWD933464A	
⚠	14	ELECTRONIC CONTROLLER - MAIN	1	ACXA73C59750	O
⚠	15	ELECTRONIC CONTROLLER-INDICATOR	1	ACXA73-33100	O
⚠	16	ELECTRONIC CONTROLLER-RECEIVER	1	CWA747456	O
⚠	17	ELECTRONIC CONTROLLER- WIFI	1	ACXA73-35190	O
	18	INDICATOR HOLDER	1	ACXE39-00910	
⚠	19	SENSOR COMPLETE	1	CWA50C2800	O
⚠	20	GENERATOR COMPLETE	1	ACXH94C01100	O
	21	CONTROL BOARD TOP COVER	1	CWH131531	
	22	CONTROL BOARD FRONT COVER CO.	1	CWH13C1309	
	23	DISCHARGE GRILLE COMPLETE	1	ACXE20C05470	
	24	BACK COVER CHASSIS	1	CWD933463B	
	25	FULCRUM	1	CWH621157	
	26	VERTICAL VANE	10	ACXE24-03340	
	27	CONNECTING BAR (R)	1	ACXE26-02070	
	28	CONNECTING BAR (L)	1	ACXE26-02080	
⚠	29	AIR SWING MOTOR ASS'Y (VERTICAL VANE)	1	ACXA98K00200	O
⚠	30	AIR SWING MOTOR (BIG H.VANE)	1	ACXA98-01960	O
⚠	31	AIR SWING MOTOR (SMALL H.VANE)	1	ACXA98-01990	O
	32	CAP - DRAIN TRAY	1	CWH521259	
	33	HORIZONTAL VANE CO.(BIG)	1	ACXE24C03920	
	34	HORIZONTAL VANE CO.(SMALL)	1	CWE24C1421	
	35	DUCT-COMPLETE	1	ACXD22C00250	
⚠	36	REMOTE CONTROL COMPLETE	1	ACXA75C17890	O
	37	FRONT GRILLE COMPLETE	1	ACXE10C11690	
	38	INTAKE GRILLE COMPLETE	1	ACXE22K03450	
	39	GRILLE DOOR COMPLETE	1	CWE14C1132	
	40	AIR FILTER	2	ACXD00-02490	
	41	CAP-FRONT GRILLE	2	ACXH52-03310	
	42	SCREW - FRONT GRILLE	3	XTT4+16CFJ	
	43	DRAIN HOSE	1	ACXH85-00210	
	44	INSTALLATION PLATE	1	CWH361134	
	45	BAG COMPLETE - INSTALLATION SCREW	1	CWH82C1705	
	46	BAG COMPLETE (TUBE CONNECTOR)	1	CWH82C2030	
	47	OPERATING INSTRUCTION	1	ACXF55-27110	

SAFETY PARTS	REF. NO.	PART NAME & DESCRIPTION	QTY	CS-XE15WKUAW	REMARKS
	48	OPERATING INSTRUCTION	1	ACXF55-27121	
	49	INSTALLATION INSTRUCTION	1	ACXF60-38950	
	50	INSTALLATION INSTRUCTION	1	ACXF60-38960	
	51	SHOCK ABSORBER	1	ACXG70-10660	
	52	SHOCK ABSORBER	1	ACXG70-10670	
	53	BAG	1	CWG861515	
	54	C.C.CASE	1	ACXG50-55910	
	55	MODEL LABEL	2	ACXF85-34300	

(NOTE)

- All parts are supplied from PAPAMY, Malaysia (Vendor Code: 00029488).
- "O" marked parts are recommended to be kept in stock.